

Inspiring Learning for All - a guide to the website

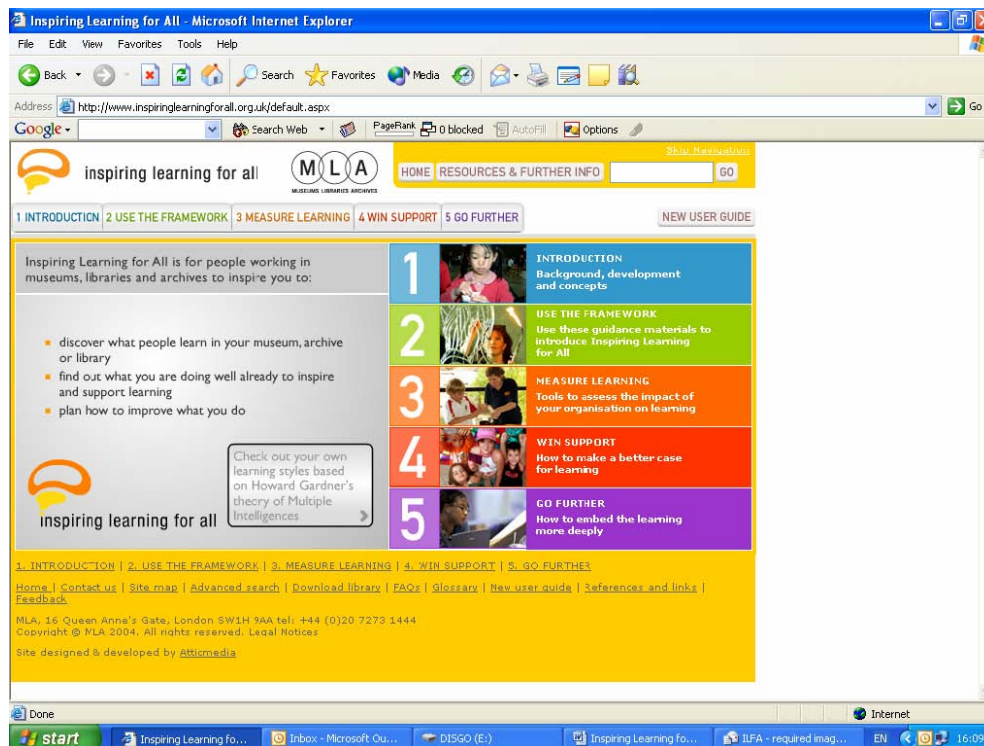
Welcome to the Inspiring Learning for All website!

www.inspiringlearningforall.gov.uk

This guide aims to help you navigate round the site, providing additional 'signposting' and highlighting some of the site's features - perhaps you are using Inspiring Learning for All for the first time, or you would just like a few pointers on where to find what. There are various ways of moving around the site (including buttons, hyperlinks and page numbering), so do follow whichever suits you personally.

Compilation of this guide was based on a first-time-user's experience - I hope you find it useful!

The homepage



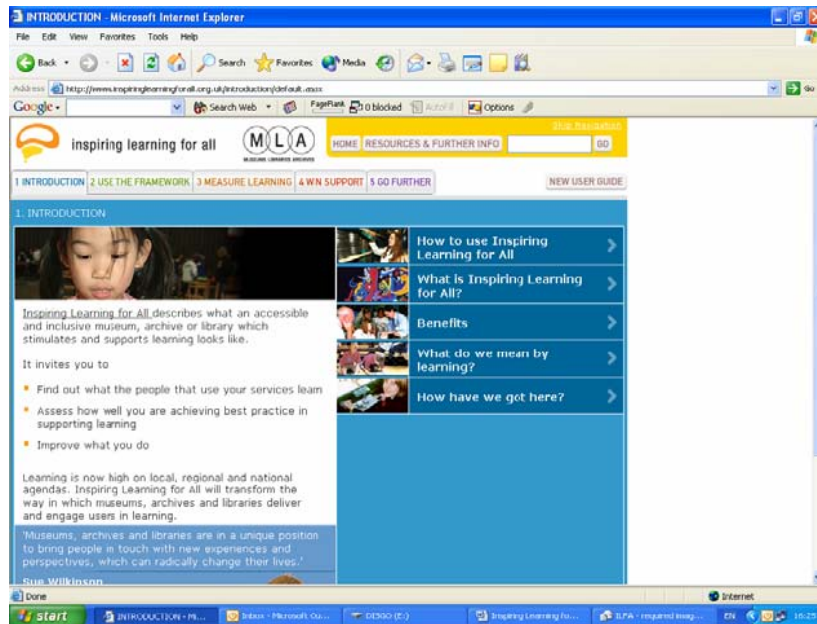
- This page presents the **five main sections** of Inspiring Learning for All - the sections are colour-coded.
- Look out for the **New user guide** - a button towards the top right of the page, or a hyperlink at the bottom) - this provides a very useful overview when looking at the site for the first time:
- Hyperlinks at the bottom of each page provide a permanent link to useful information, including the

following: o the Site map lists the site's content fully, providing a more linear approach to the structure of the site, o pages in each of the 5 sections include links to useful documents, which expand on and illuminate what is being presented on that page; the Download library provides all the Inspiring Learning for All documents, o the FAQs (Frequently Asked Questions) are worth a look, to see what others want to know

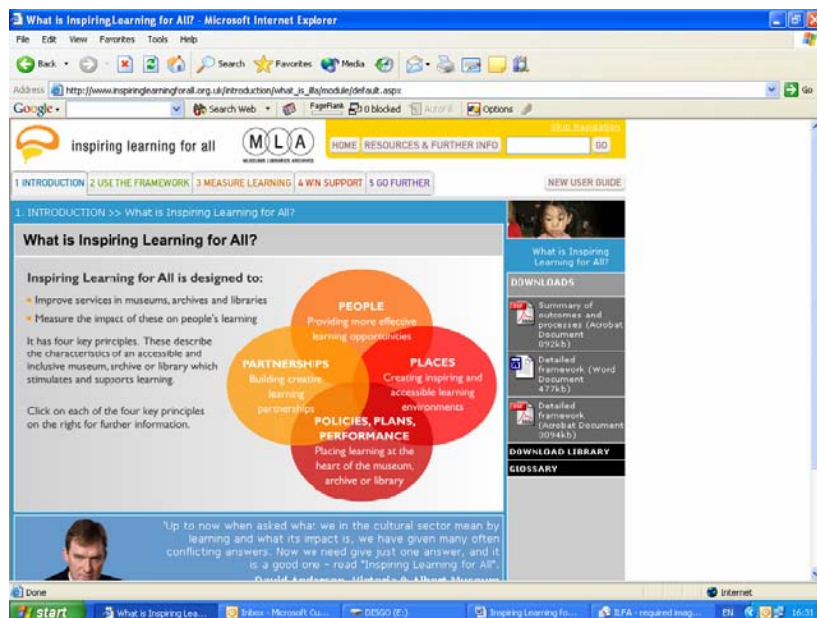
NEW USER GUIDE

about the site! o the Glossary is a very useful guide to the terms used in Inspiring Learning for All.

1 Introduction

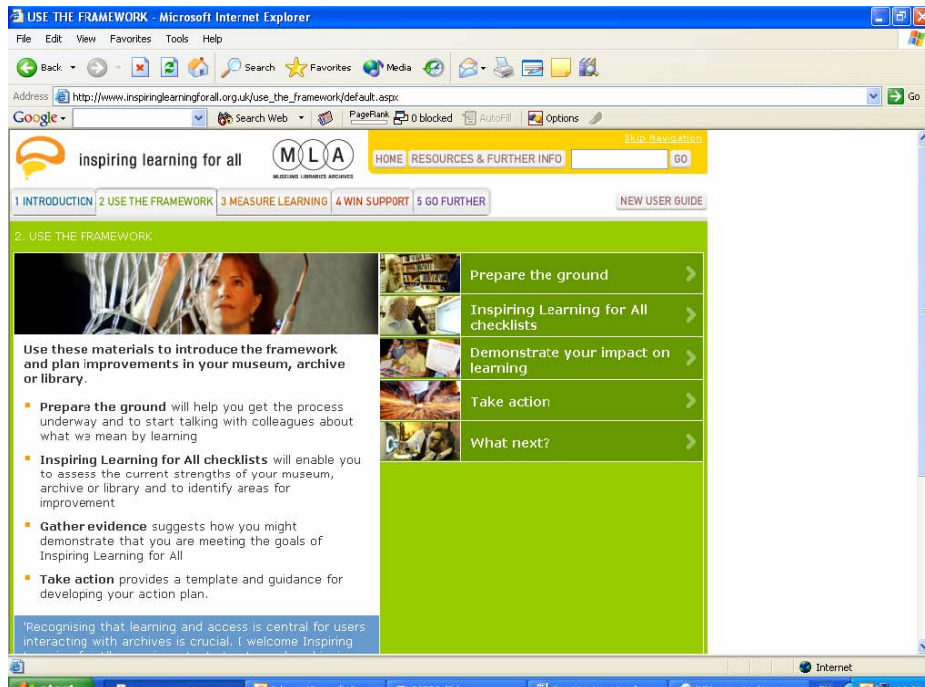


- This includes a brief summary of 'How to use Inspiring Learning for All', plus the 'Benefits' of using the framework Inspiring Learning for All is described using a 4-part model: 'People - Places - Policies', 'Plans', 'Performance' - Partnerships (Flash diagram) in the section What is Inspiring Learning for All?

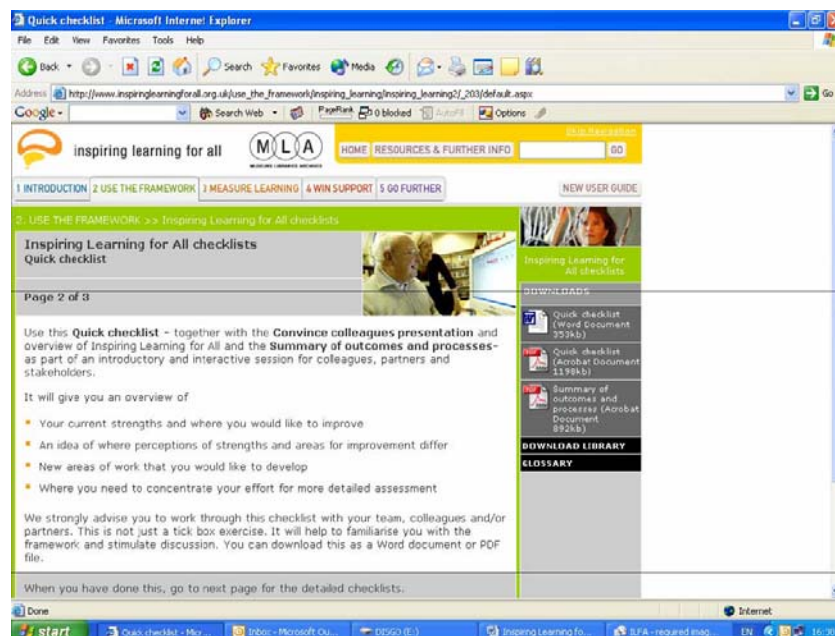


- A section on **learning** includes quotes from learners themselves.
- **'How have we got here?'** provides a useful background to the pilot sites for Inspiring Learning for All, and lists everyone who participated.

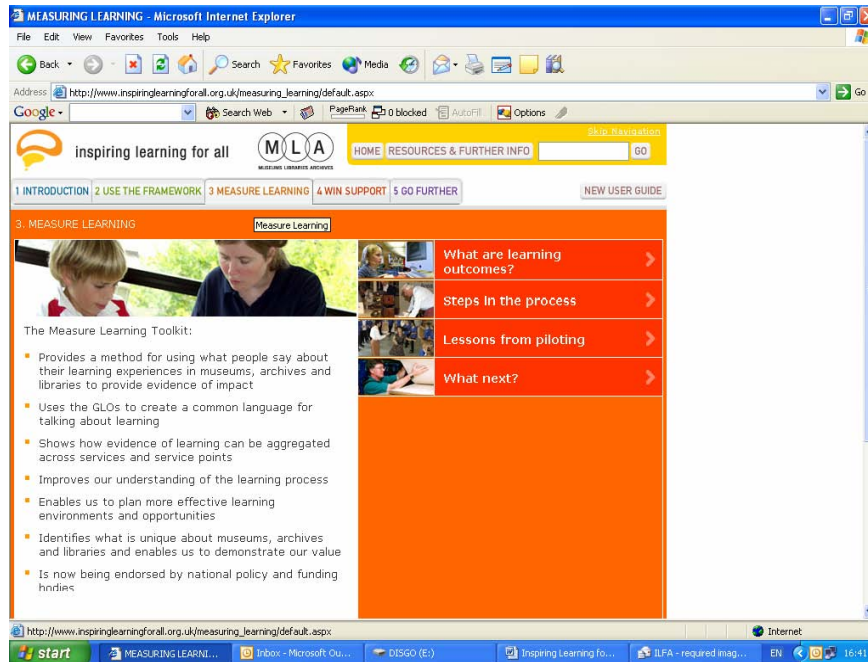
2 Use the framework



- **'Prepare the ground'** has lots of useful practical advice - from setting up an Inspiring Learning for All team, to workshop activities and presentations.
- The **'Inspiring Learning for All checklists'** help with assessing progress and action planning.



3 Measure learning

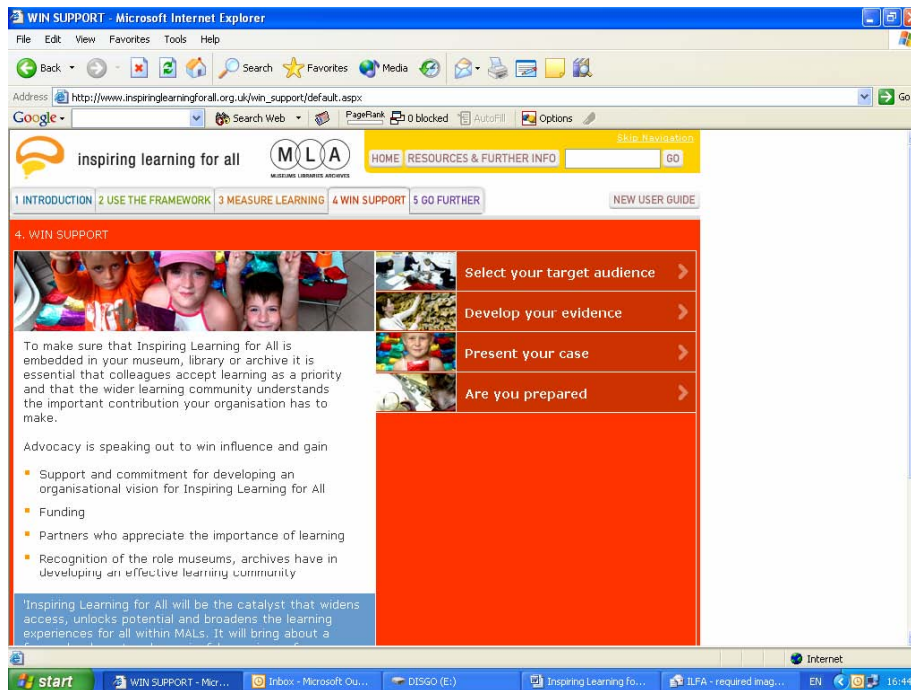


- This extensive section of the website provides a 'Measure Learning Toolkit' for evidencing learning in museums, libraries and archives, demonstrating their contribution and value.
- The 'Generic Learning Outcomes (GLOs)' show what kinds of learning take place in museums, libraries and archives:

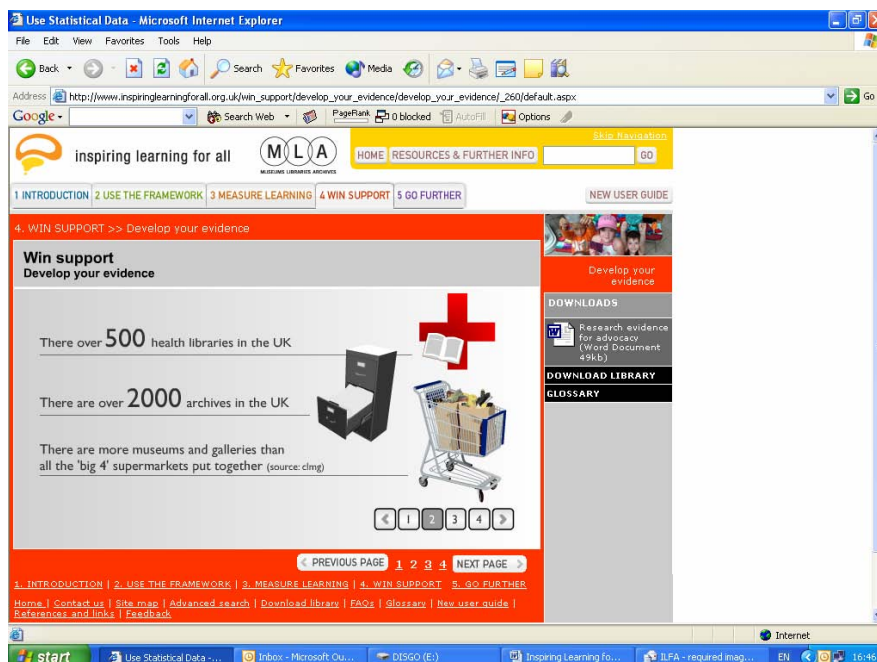


- Seven **Steps in the process** take Inspiring Learning for All users through the actions and the research process needed to assess learning in their service, including checklists and questionnaires.

3 Win support



- This section looks at advocacy, gaining support, partners and funding.
- 'Develop your evidence' provides some interesting statistics to use. For example - there are more museums and galleries than all the 'big four' supermarkets put together!



- Ready-made Powerpoint presentations are included in 'Present your case'.

5 Go further



- This final section looks beyond the above activities, at the wider implications and culture change that Inspiring Learning for All can achieve - including the concept of 'learning organisations'.
- **'Increase learning budgets'** will appeal to those looking for ways of gaining specific funding for learning.
- **'Consult with users and non-users'** includes guides to working with young people, vulnerable groups, and others.



Nicola Siminson - Learning and Access Officer